

LESSON 9: FAITH

COUNTDOWN VIDEO

WELCOME AND PRAYER

OPENING VIDEO TRANSMISSION

MEMORY VERSE

GAME TIME

SUPPLEMENTARY 1: DRAMA

OFFERING

PRAISE AND WORSHIP

LESSON VIDEO TRANSMISSION


LESSON OUTLINE

SUPPLEMENTARY 2: ACADEMY LAB

CLOSING VIDEO TRANSMISSION

PRAYER, ANNOUNCEMENTS,
HANDOUTS

GAME REPRISE (IF TIME ALLOWS)



Memory Verse: “Faith is the confidence that what we hope for will actually happen; it gives us assurance about things we cannot see.”

Hebrews 11:1



GAME TIME

JAVELIN TOSS



Time Required: 10 minutes



Memory Verse: "Faith is the confidence that what we hope for will actually happen; it gives us assurance about things we cannot see."

Hebrews 11:1



Teacher Tip: Hula-hoop stands can be found at toy stores or online. Hula-hoop stands can be made from foam blocks found at craft stores. Cut a slit through the top of the foam block, large enough to wedge the hula hoop tightly into, and this will help hold the hula hoop upright.



Teen Tip: Teenagers make the best game leaders! Involving teen helpers is a great way to keep the younger Cadets involved and attentive. Teen helpers can also grow in their leadership skills and assist with the activity by: tracking the time, retrieving the pool noodles and resetting the hula hoops that get knocked over.

Supplies: ■ Masking tape, ■ Stopwatch, ■ 5-10 Pool noodles, ■ 5 Hula hoops, ■ 5 Hula-hoop stands
■ Upbeat music to play during game

Prior to Game:

- Create a "toss line" with masking tape or cones. Set the hula hoops in the stands, apart from each other, and away from the toss line.
- Two players will be competing against each other, so arrange the hula hoops in a staggered fashion for each player and for his/her specific line.
- The players will be timed as they compete by throwing the pool noodles through the hula hoops.
- A pool noodle must go through each hoop before proceeding to the next hoop.
- Place pool noodles behind the toss line.

Game Instructions:

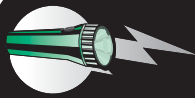
Hello, Cadets! Let's begin by saying our Memory Verse together:

Hebrews 11:1, it says, "Faith is the confidence that what we hope for will actually happen; it gives us assurance about things we cannot see."

- Today's activity will require two Superkid volunteers to compete against each other in a pool-noodle tossing contest!
- We also have some special helpers ready to assist the competing players by bringing the pool noodles back to the start line each time they're tossed.
- When the game starts, each player will toss his/her pool noodle through the first hula hoop. The pool noodle must go through the first hula hoop before proceeding to the next target. The players will be timed to determine the fastest winner!
- Continue with several rounds and several groups of players as time permits.
- The player to complete the pool-noodle toss in the shortest amount of time is the winner.

Final Word:

Hitting the hula-hoop goals can be difficult, but we can hit our goals when we trust in God and exercise our faith!



DRAMA

"ENGLAND" SUPERKID INTERNATIONAL NETWORK

Concept: A news reporter travels the world, meeting interesting people and providing insight into their culture and country.

Character Description:

Nennerd Nil: News Reporter

Winston the Guard: Royal Palace Guard, with British accent

Costumes:

News Reporter: Professional wear

Winston the Guard: Red suit, British Royal Soldier hat, black boots, official name badge

Consider thrift stores or costume shops for costumes.

A suit option for Winston: Attach gold buttons and a gold braid from a craft store, to a plain suit.



Teacher Tip: Options for skit presentation:

1. Allow the Reporter to use a clipboard with a script printout for easy reference of their lines. Highlighting key words of the script will provide reference points for an easier read and flow to the story.
2. This skit can be prerecorded and shown on TV during service, like a "real" news report.



Teen Tip: Reviewing the script prior to service and involving teen helpers is a great way to keep the Cadets involved and attentive.

Supplies: ■ 1 Clipboard with a script for the Reporter, ■ 1 Microphone

(Begin with the Reporter standing center stage, holding the microphone, and Winston the Guard looking straight ahead, motionless.)

REPORTER - NENNERD NIL:

Welcome to the Superkid International Network. The station that brings the latest news on international people and places. I'm Nennerd Nil, on assignment in England. I'm here at the Royal Palace, waiting to get a glimpse of Queen Elizabeth.

(Reporter approaches Winston, but Winston continues to look straight ahead, motionless.)

REPORTER - NENNERD NIL:

Excuse me, sir. May I ask you a few questions? Could you tell me when the Queen will be available for an interview?

(Winston continues to look straight ahead, motionless.)

REPORTER - NENNERD NIL:

OK. I guess HE'S not available for an interview. We'll move on to our live report. The Queen's wonderful country, also known as England, is made up of 59 million people.

(Winston continues to remain motionless, but shakes his head "no" and holds up the number 6, then a 0 with his fingers.)



REPORTER - NENNERD NIL:

What's that? I think he's trying to tell us something. I believe he's saying there are really 60 million people not 59 million. (Winston shakes his head yes). Silly me! If my memory serves me correctly, members of the Queen's Royal Guard are not allowed to talk while on duty. I apologize, sir...maybe we can spot his name?

(Winston continues to look straight ahead, but points to his official badge.)

REPORTER - NENNERD NIL:

Nice to meet you, Mr. Winston. (The reporter holds out his/her hand to shake, then takes it back when Winston doesn't respond.) Oh, right. You're not allowed to move either. Well, we'll do our best to get all the facts right, so Mr. Winston will not have to say a word. Here we go...

The capital of England is London, home to the famous London Bridge.

(Reporter looks at Winston and gets no response.)

REPORTER - NENNERD NIL:

So far, so good! The temperature in the United Kingdom is hot with lots of sunny days, so people are fairly tan.

(Winston shakes his head no, and stiffly lifts up a pant leg to reveal pale skin.)

REPORTER - NENNERD NIL:

Yes, nice pants, Mr. Winston, but we should get back to our report...

(Winston starts shaking his head no more dramatically.)

REPORTER - NENNERD NIL:

OK, so Mr. Winston is not showing us his nice pants. Mr. Winston might be trying to tell us something about his leg. Hmmm, not seeing anything. What could a leg have to do with the weather in England? Because it's warm, many people here enjoy running?

(Winston starts shaking his head no again, getting very frustrated.)

REPORTER - NENNERD NIL:

Got it! Since it's so hot, people get sunburns, and sunburns itch! Mr. Winston's leg is itchy, and he needs to scratch it. Be brave, Mr. Winston, help is on the way!

(Winston finally speaks; he is frustrated with the interpretation of his actions.)

WINSTON:

I can't take it anymore! My leg does not itch!

REPORTER - NENNERD NIL:

Sorry, OK, but if your leg isn't itchy, what are you trying to show us?

WINSTON:

I was trying to help with the report without getting fired. But this is frustrating! You are not the best at guessing clues. If we hurry, I can help finish this report before the Queen returns from rollerblading. But, I must continue looking straight ahead and do my best to appear as though I'm not speaking.

REPORTER - NENNERD NIL:

The Queen likes to rollerblade?

(Winston talks, but continues to stare straight ahead, motionless.)

WINSTON:

Righto, she's a big fan. No more chit chat, let's get this report moving, pronto. First things first, what I was trying to tell you by showing you my extremely white leg is that it's rarely hot in our country, so suntans are not common for the British people. The weather is usually mild or rainy, and cooler at night.

REPORTER - NENNERD NIL:

Oh, sorry. OK, viewers, when visiting England there are a few things to know. Here are the “Top Ten Tips”:

1. Carry small bills or coins for transportation. Most travelers take a cab, bus or ride the tube, which is the underground railway system.
2. People speak English.
3. When traveling to England, use your manners. The English are very proper.
4. When greeting people, say, “Cheerio” or “Cheers,” which can also mean goodbye or thank you.

WINSTON (INTERRUPTS):

No one says “cheerio” anymore, unless you’re 80 years old.

REPORTER - NENNERD NIL:

Thanks, Mr. Winston. Do NOT say “cheerio.” I repeat, Do NOT say “cheerio”!

5. Be sure to attend “Afternoon Tea,” eat some tasty scones and clotted cream (like whipped-cream butter).
6. For lunch, check out any local restaurants. Consider ordering fish and chips, which are french fries. It’s delicious!
7. For some adventure, try the mutton (lamb). The British love it.

WINSTON (INTERRUPTS):

I do not like mutton. Just because someone lives in England doesn’t mean they like lamb. That’s like saying all Americans like hamburgers.

REPORTER - NENNERD NIL:

Good point. I stand corrected. Moving on...

8. Take some American goodies; they’ll help make some quick friends. The English love receiving American candy and clothes.

WINSTON (INTERRUPTS):

Since we’re discussing goodies, next time you visit could you bring me a giant Pixy Stix?

REPORTER - NENNERD NIL:

Sure thing! I’m not sure it will fit in my suitcase, but we’ll try.

9. Visit a castle. They’re magnificent and some date as far back as the year A.D. 1200.
10. It rains year round, so be sure to take a “brolli” or umbrella.

REPORTER - NENNERD NIL:

This concludes our report on the “Top Ten Tips” for visiting England. As we reported, there are many great things about England, but the greatest thing is the freedom to worship God and share His goodness with others.

This is Reporter Nennerd Nil signing off, and reminding Superkids around the world that “God is extraordinary and so are YOU!”

Notes: _____



OFFERING

MAKE IT HAPPEN



Time Required: 10 minutes

Offering Scripture: "...faith is dead without good works."

James 2:26

Supplies: ■ Milk (1 Small carton), ■ Chocolate syrup, ■ 1 Clear drinking glass, ■ A spoon

Offering Instructions:

Ask Does anyone know what these ingredients can be used to create?

- Yes, chocolate milk! There seems to be a challenge, though. We have all the necessary ingredients, but how do we turn this into a tasty beverage?

Ask Do we have a Superkid volunteer who knows what's needed to make a tasty glass of chocolate milk?

- *(Let your volunteer walk you through the process of pouring the milk, adding the chocolate and then stirring it all together – three action steps.)*
- Great job! We had all the necessary ingredients to create chocolate milk, but until we actually combined the ingredients and stirred them together, there wasn't any chocolate milk to drink.
- This is similar to what James 2:26 says, "...faith is dead without good works."
- We can say that we believe God is going to answer our prayers and give us what we need, but until we take some action and actually do what the Bible says, our faith is not working. God's Word instructs us to be givers. That's the action part we do so that our faith can work!
- Today, as you give your offerings, you are putting action to your faith. It's similar to stirring up the chocolate milk and knowing something good is on the way.

Notes: _____



LESSON OUTLINE

FAITH



Memory Verse: “Faith is the confidence that what we hope for will actually happen; it gives us assurance about things we cannot see.”

Hebrews 11:1

I. THE HEROES OF FAITH DIDN'T LOOK AT CIRCUMSTANCES Hebrews 11

- a. Noah built a boat before rain or floods even existed. (verse 7)
- b. Abraham believed God would raise Isaac from the dead. (verse 17)
- c. Moses served God instead of Pharaoh. Moses expected God to make a way through the Red Sea even though it looked BAD!! (verses 24-25, 27)
- d. They were great heroes, but they didn't have what we have! (verse 39)

II. WHAT WAS THE GREAT THING GOD HAD IN MIND? Hebrews 11:40

- a. That His own nature (God's DNA) would dwell in us—more heroes of faith!
 - God is not done making heroes out of ordinary, everyday kids!
 - He's still looking for someone who believes Him.
 - Will He find a Superkid today who can be one of God's heroes of faith?
- b. We have God's very own faith and faithfulness to use!
- c. Faith helps us live by what God says and not by what we see. 2 Corinthians 5:7
- d. Take the faith test. Is your faith in Jesus visible? 2 Corinthians 13:5

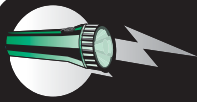
“Examine yourselves to see whether you are in the faith. Test yourselves.”

III. HIS FAITHFULNESS HELPS US CHOOSE FRUIT WHEN WE NEED IT

- a. Faithfulness helps us *be* faithful, to *be found* faithful—and full of faith too! 1 Corinthians 4:2
- b. We can choose to trust His Word and do things His way.
- c. Will He find faith when He returns? YES! Luke 18:8



A Word from Commander Kellie: Because God's nature has been born inside of us, we have His faith and His faithfulness to use. This is a powerful living principle. The Superkids will benefit from this understanding for the rest of their lives! God's faith(fullness) inside helps us to choose to walk in the fruit of the spirit when our flesh wants to do something else. We walk in love when we want to be rude, joy when we'd rather cry, peace instead of worry, patience when we want to give up. We are kind when we want to be selfish. We walk in goodness not stinginess, we are full of faith when circumstances look bad. Gentleness comes out when we want to fight, and self-control kicks in when our flesh is screaming, “Let me be in charge!” We can absolutely win in every instance. God wants us to be extraordinary superheroes too. He has given us superpowers to do it with! Remember, the Father takes no pleasure in those who turn away, so tell the Superkids to be found faithful.

**ACADEMY LAB****'EYE' SPY SOMEONE FAITHFUL****Time Required:** 10 minutes**Foundation Scripture:** "For we live by believing and not by seeing."

2 Corinthians 5:7

**Teacher Tip:** Preparing this experiment prior to the service will help with the flow of the demonstration during service.

Supplies: ■ Cardstock, ■ Tape, ■ Modeling clay, ■ Tissue paper, ■ Magnifying glass, ■ Scissors
■ Flashlight, ■ Round goldfish bowl (Filled with water)

Prior to Segment:

- Tape tissue paper to one side of the goldfish bowl.
- Place the magnifying glass in front of the bowl, using the molding clay to hold it upright.
- The magnifying glass is located on the opposite side of the goldfish bowl that's covered by tissue paper.
- Fold a piece of cardstock in half and cut out a figure, like making a paper doll. (Ex: a cross, a star, a heart, etc.)
- Place the cutout card in front of the magnifying glass, using the molding clay to hold it upright, like the magnifying glass.
- The magnifying glass is located in between the goldfish bowl and the card.
- Shine the flashlight on the cutout figure.
- An upside down image will appear on the tissue paper.
- Move the magnifying glass back and forth to make the image sharper.
- Dimming the room lights may make the image easier to see.

Lesson Instructions:

- Today, we have a very interesting experiment!

Ask**Can anyone guess what will happen when we shine the flashlight on this shape?**

- (Talk about the preparation of the experiment and allow time for the Superkids to share their ideas.)
- It's interesting that when the flashlight shines on each cutout shape, it appears upside down on the paper. This experiment reminds me of the verse found in 2 Corinthians 5:7 that says, "For we live by believing and not by seeing."
- The shapes did not appear the same when the flashlight was shining on them through the magnifying glass. If we weren't able to see the original cutout, we might believe that the shape was really upside down.
- Sometimes, it's easier to believe what we see instead of what God's Word says.
- There are people who only believe what their eyes can see, but we're not like that, when we have Jesus in our hearts. God's people live by what they believe. The Bible calls this living by faith.
- Now about those people who only believe what their eyes can see, we can help them! In fact, Jesus told one of His closest friends, named Thomas, something really cool. He said, "You believe because you've seen with your own eyes. Even better blessings are in store for those who believe without seeing" (John 20:29 MSG). If we are living our lives the way the Lord has asked us to, then others will be able to SEE Jesus when they look at us, and that kind of seeing will make believers out of them too!